


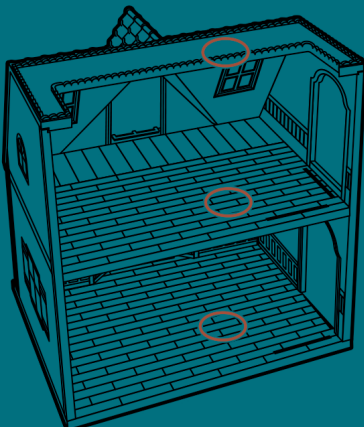
Insert the light from the Light & Curtains Set (sold separately) into the slot as shown on the diagram.



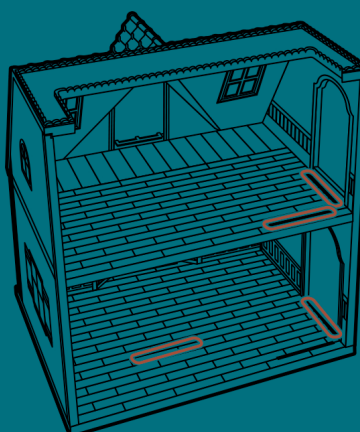
Attach the balcony railing as shown.



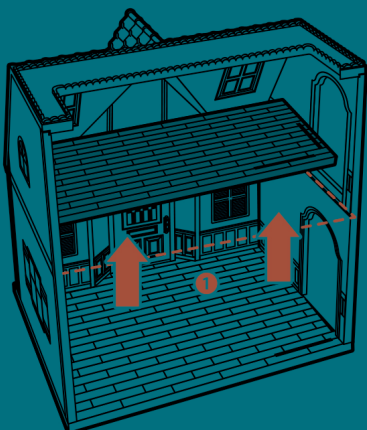
Insert the light under any of the 3 circled positions on the diagram.



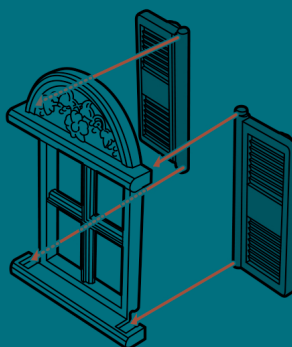
Attach the floor railing in any of the circled positions in the diagram



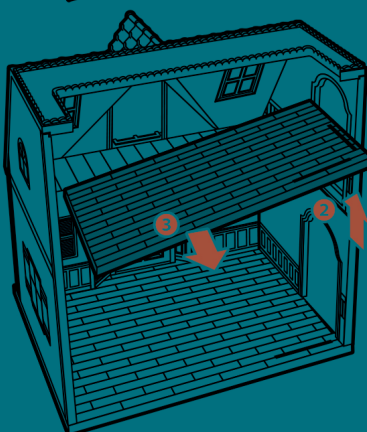

How to remove the 2nd floor



Attach the window shutters



Open and close the window shutters



Attach the window



Remove the window

